

# DRY TRANSFERS PRICING GUIDE

Dry Transfers | Film Work | Color Matching | Comps/Prototypes | Rubdowns



[www.CliffDigital.com](http://www.CliffDigital.com)

[cliff@cliffdigital.com](mailto:cliff@cliffdigital.com)

**310.323.5600**

**Fax: 310.496.0604**

**Contact Us  
Today!**



Cliff's color transfers are a multi-step direct photo process. Our techs hand mix your Pantone colors upon order and can create almost any color in the Pantone Library. We keep your files in our system for 6 months and film for 3 months\* making re-orders simple!

\*Film can be kept longer upon request



For Tricky Surfaces, include a test sample with your order.

Prices may vary with complexity of the job (tight registration, more than 4 colors, etc.) Call for estimate.

When self estimating transfers include film cost for each color.






Additional camera work or stripping may incur charges.

Add \$17 per color match; an additional \$17 per color excluding our standard black and white inks.

## Line Gauges

No line in your design should be smaller than .5 points.

Anything lighter will drop out or break apart during finishing.

	.5 pt
	1 pt
	2 pt
	4 pt
	6 pt

# File Prep Information

## Acceptable File Types

Illustrator 8 to CS4  
 Adobe PDF  
 InDesign CS4  
 Quark 4 to 8 with fonts



We prefer that you save your file as an .eps with all of your fonts put to outlines/curves/points. Vector art will have the least amount of problems arise.

Call us if you are using software not listed above, we may still be able to output with your files.

## File Guidelines

Your files needs to be set up with all your Pantone colors. Black should be 100% black on a CMYK scale. White should be 100% Magenta and noted as white in the file. Foils should be 100% Cyan and noted as a foil in the file.



## General Mistakes

If you place low resolution bitmapped art into a file it will come out with jagged edges.

If you set your file up with RGB color settings you will incur tech time charges for us to correct.

If you set your file up with multiple versions of the same color you will incur tech time charges for us to convert.

Email your files to:  
[cliff@cliffdigital.com](mailto:cliff@cliffdigital.com)



# PRICING CHART

[www.CliffDigital.com](http://www.CliffDigital.com)

Cliff has one of the largest color transfer departments in the United States with over 30 years of experience. We can meet any of your color transfer printing needs!

The largest film size we output is 12 x 18. If you require a transfer of 16 x 20 or 18 x 24 we will tile your film to reach that size. Please set your files up accordingly.

## COLOR TRANSFERS

Sheet Size	Film	1 Color	2 Color	3 Color	4 Color	Ea. Add'l Color
4 x 10	\$24	\$37	\$70	\$106	\$142	\$37
8.5 x 11	\$27	\$50	\$98	\$144	\$190	\$50
9 x 12	\$29	\$56	\$106	\$159	\$212	\$56
11 x 14	\$33	\$62	\$121	\$181	\$241	\$62
12 x 18	\$36	\$68	\$133	\$201	\$270	\$68
16 x 20	\$48	\$85	\$169	\$255	\$352	\$85
18 x 24	\$60	\$92	\$186	\$279	\$373	\$92

## FOIL TRANSFERS

Sheet Size	Film	1 Color	Tinted	Ea. Add'l PMS Color
4 x 10	\$24	\$66	\$85	\$37
8.5 x 11	\$27	\$86	\$115	\$50
9 x 12	\$29	\$103	\$126	\$56
11 x 14	\$33	\$120	\$140	\$62
12 x 18	\$36	\$129	\$158	\$68
16 x 20	\$48	\$153	\$193	\$85



Left: Gold foil transfers applied to a set of box comps.

Far Left: Bottle comps with dry transfers applied, sheet of transfers.